

Scaled data based on original data using  
LM-79-08 Approved Method: Electrical and Photometric Measurements of Solid-  
State Lighting Products

Test Report Prepared for  
Cooper Lighting Solutions  
(formerly Eaton)

Brand: INVUE

Report Number: P140953

Luminaire Tested: **EMM-F02-LED-E1-SL2-8030**

Issue Date: 03/03/2020

**Test Information**

Test Method: LM-79-08  
Report Number: P140953  
REPORT IS SCALED FROM IESNA LM-79-08 TEST DATA (P33690)  
Test Lab: INNOVATION CENTER-P3  
Issue Date: 03/03/2020  
Manufacturer: COOPER LIGHTING SOLUTIONS (FORMERLY EATON)  
Product Line: INVUE  
Catalog Number: EMM-F02-LED-E1-SL2-8030  
Description: EPIC MODERN MEDIUM DECORATIVE LED LUMINAIRE  
(2) LIGHTBARS WITH AccuLED OPTICS - TYPE 2 W/ SPILL LIGHT CONTROL  
Light Source: (14) 3000K CCT, 80 CRI LEDs  
Ballast/Driver: -

**Summary**

Lumens per Lamp: N/A  
Luminaire Lumens: 4010.2 lumens  
Efficiency: N/A  
Efficacy: 72.9 lumens/watt  
Luminous Opening: Rectangular (W 0.33' x L: 1' x H: 0')  
IES Classification: Type II - Short - Non-Cutoff  
BUG Rating: B1 - U0 - G1

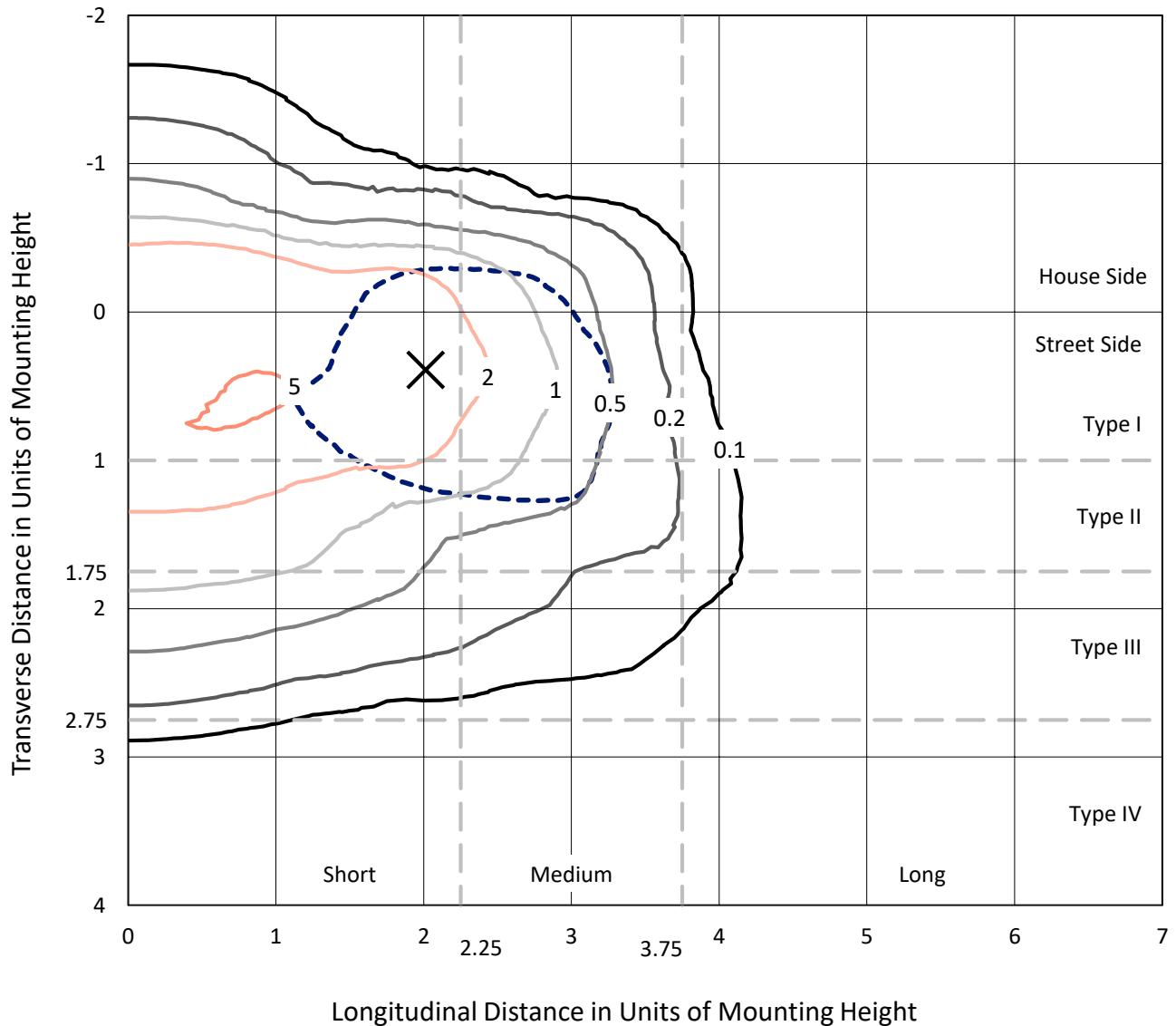
Input Watts (W): 55  
Input Voltage (V): NR  
Input Current (Ain): NR  
Voltage Rise (V): NR  
Power Factor: NR  
Total Harmonic Distortion (THDi): NR  
Frequency (hertz): 60  
Stabilization Time: NR  
Operation Time: NR  
Ambient Temperature (°C): NR  
Test Distance: 25 FT



REPORT NUMBER: P140953  
 CATALOG NUMBER: EMM-F02-LED-E1-SL2-8030

### Iso-Footcandle Lines of Horizontal Illumination

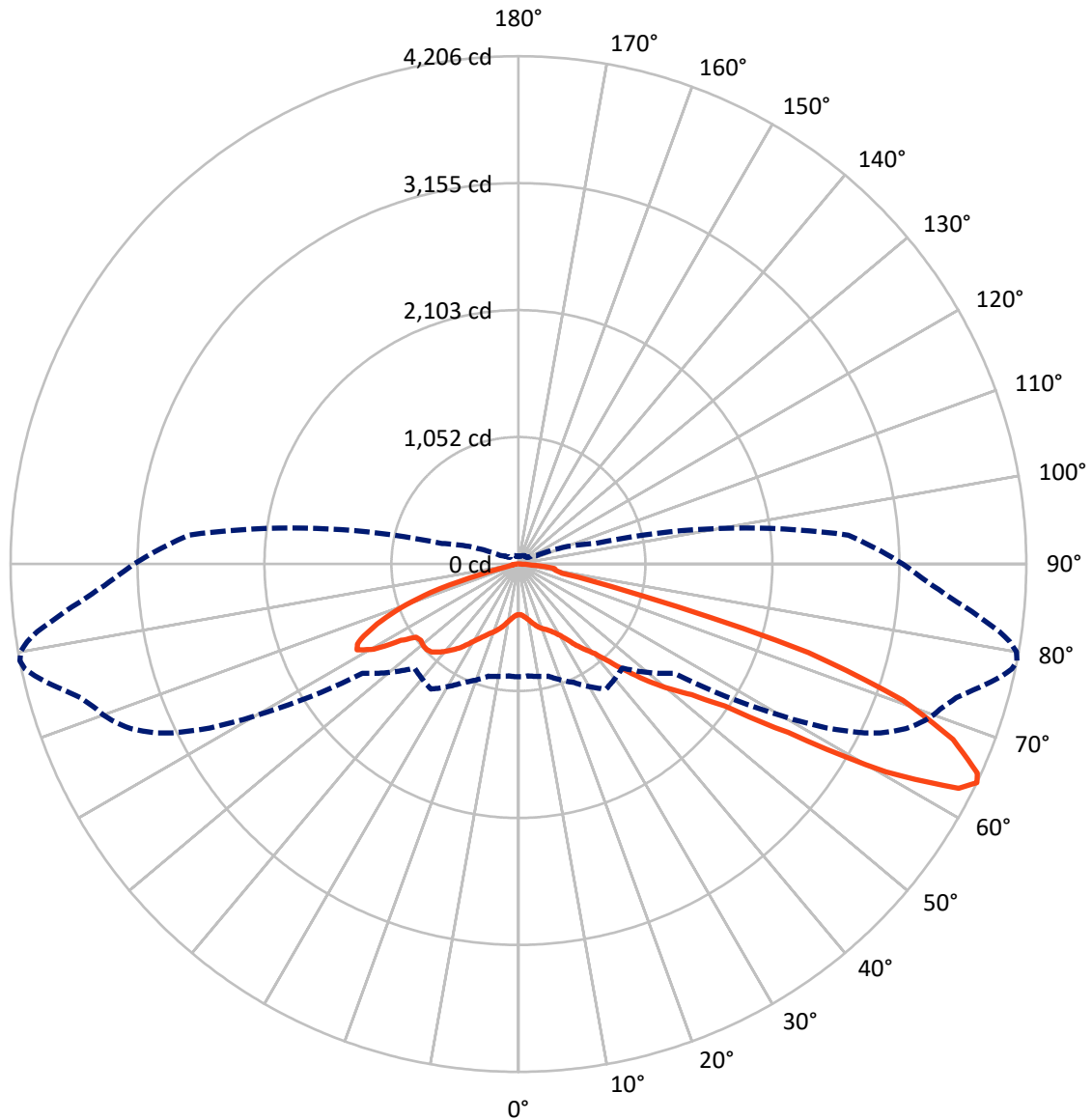
× Max cd  
 - - - 1/2 Max cd



Based on 10 foot mounting height. Maximum calculated value = 5.6 fc  
 Type II - Short - Non-Cutoff

REPORT NUMBER: P140953  
CATALOG NUMBER: EMM-F02-LED-E1-SL2-8030

### Luminous Intensity Polar Plot



— Vertical Plane Through 79-Deg Lateral    - - - Horizontal Cone Through 64-Deg Vertical

REPORT NUMBER: P140953

CATALOG NUMBER: EMM-F02-LED-E1-SL2-8030

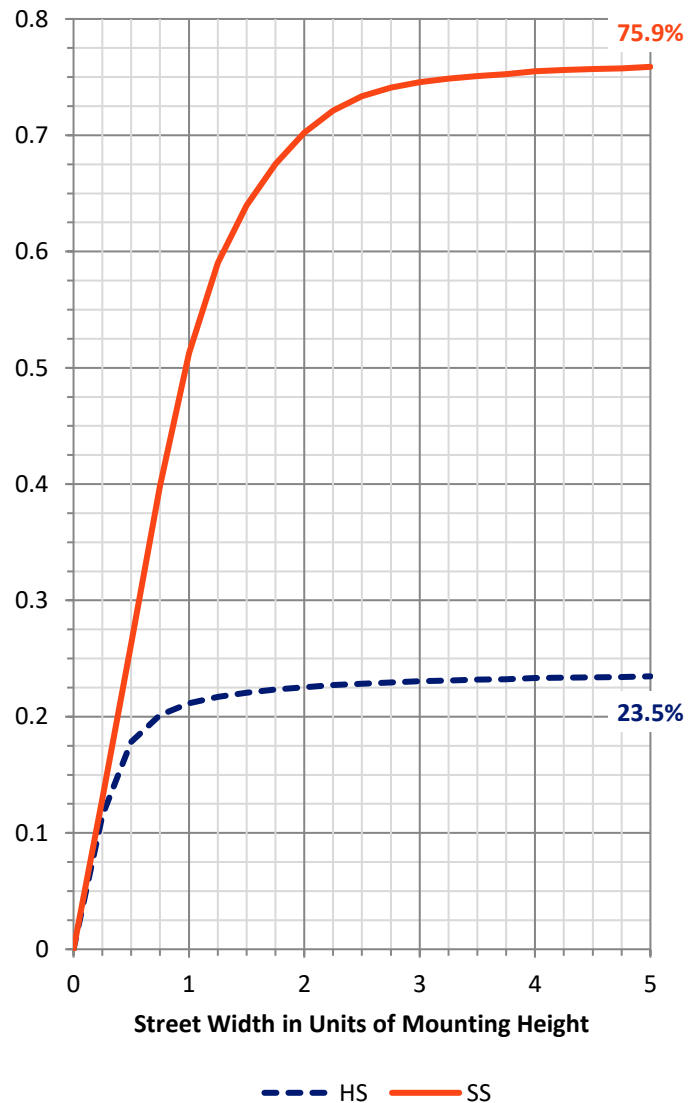
**FLUX DISTRIBUTION:**

		Downward	Upward	Total
<b>House Side</b>	Lumens	955.9	0.0	955.9
	% Fixture	23.8	0.0	23.8
<b>Street Side</b>	Lumens	3054.4	0.0	3054.4
	% Fixture	76.2	0.0	76.2
<b>Total</b>	Lumens	4010.2	0.0	4010.2
	% Fixture	100.0	0.0	100.0

**Coefficient of Utilization**

**ZONAL LUMENS:**

Zone	Lumens	% Fixture
0°-10°	41.6	1.0
10°-20°	134.7	3.4
20°-30°	231.2	5.8
30°-40°	386.5	9.6
40°-50°	662.2	16.5
50°-60°	893.2	22.3
60°-70°	1129.9	28.2
70°-80°	450.9	11.2
80°-90°	80.0	2.0
90°-100°	0.0	0.0
100°-110°	0.0	0.0
110°-120°	0.0	0.0
120°-130°	0.0	0.0
130°-140°	0.0	0.0
140°-150°	0.0	0.0
150°-160°	0.0	0.0
160°-170°	0.0	0.0
170°-180°	0.0	0.0
0°-90°	4010.2	100.0
0°-180°	4010.2	100.0



REPORT NUMBER: P140953

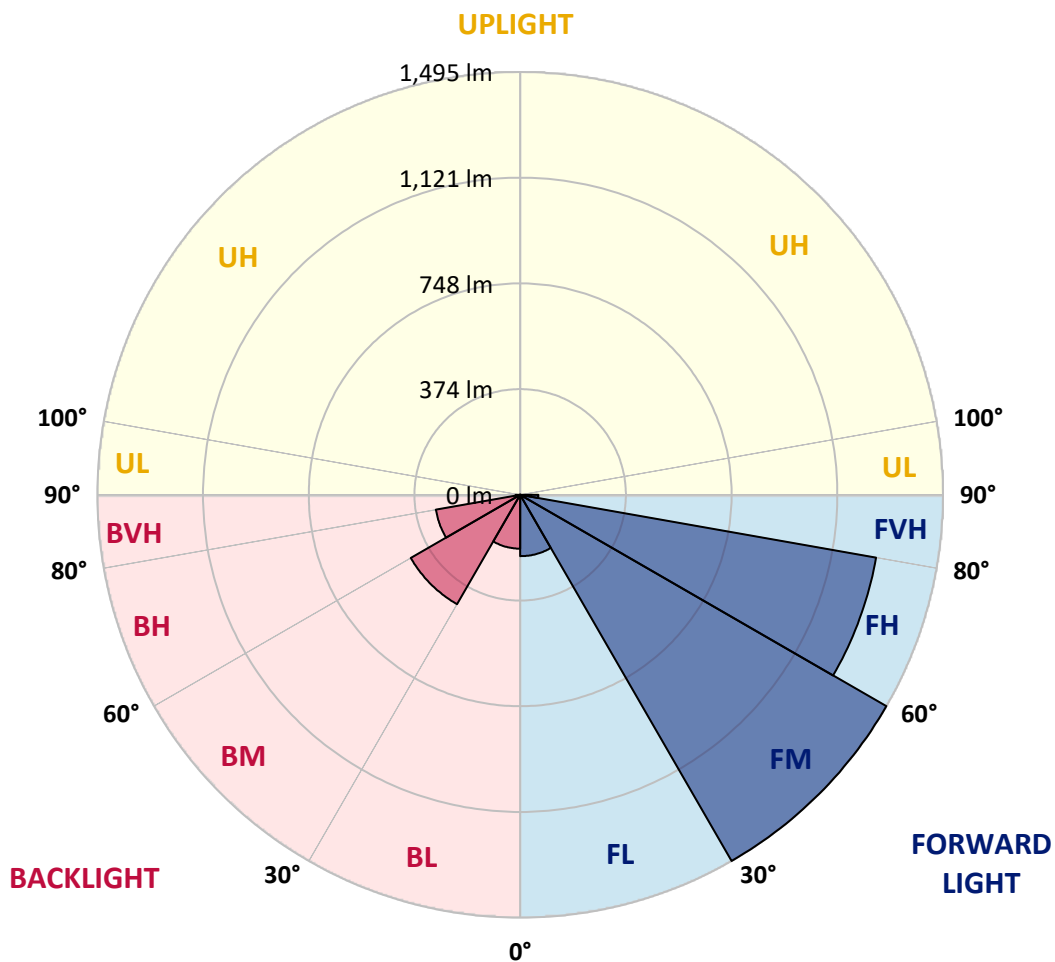
CATALOG NUMBER: EMM-F02-LED-E1-SL2-8030

**LUMINAIRE CLASSIFICATION SYSTEM LUMEN TABLE AND BUG RATING:**

Zone		Lumens	% Fixture	Zone Rating/Lumen Limit		
				B	U	G
FL	(0°-30°)	217.0	5.4			
FM	(30°-60°)	1495.3	37.3			
FH	(60°-80°)	1278.0	31.9			G1/1800
FVH	(80°-90°)	64.0	1.6			G1/100
BL	(0°-30°)	190.5	4.7	B1/500		
BM	(30°-60°)	446.7	11.1	B1/1000		
BH	(60°-80°)	302.8	7.6	B1/500		G1/500
BVH	(80°-90°)	15.9	0.4			G1/100
UL	(90°-100°)	0.0	0.0		U0/0	
UH	(100°-180°)	0.0	0.0		U0/0	

**BUG Rating: B1-U0-G1**

Type II Short





REPORT NUMBER: P140953

CATALOG NUMBER: EMM-F02-LED-E1-SL2-8030

**CANDELA DISTRIBUTION (FULL):**

	0°	5°	15°	25°	35°	45°	55°	60°	61°	62°	64°
0°	419.4	419.4	419.4	419.4	419.4	419.4	419.4	419.4	419.4	419.4	419.4
2.5°	417.6	418.0	417.6	419.0	419.9	421.3	421.3	421.3	421.3	421.3	421.3
5°	417.1	417.6	417.1	419.4	421.8	424.5	427.3	428.3	428.3	428.7	429.2
7.5°	421.3	421.8	421.3	424.1	427.3	432.0	437.1	439.9	440.3	440.8	441.7
10°	434.3	433.4	431.5	434.3	437.5	444.5	450.6	455.2	456.6	457.1	458.9
12.5°	451.5	451.0	447.8	446.4	448.2	456.1	467.3	473.8	475.2	475.6	477.5
15°	464.5	463.1	460.3	458.5	461.7	470.1	484.9	493.3	496.1	496.5	499.8
17.5°	472.9	471.9	467.3	465.9	471.0	484.0	502.6	512.8	514.7	516.0	519.8
20°	486.8	484.0	477.0	471.0	475.2	495.1	517.0	527.7	530.4	531.8	535.1
22.5°	505.4	503.0	494.7	479.4	479.4	501.6	530.0	542.1	544.4	547.2	550.9
25°	537.4	535.6	519.3	493.3	486.8	508.2	542.1	558.3	560.6	563.9	569.5
27.5°	570.4	568.1	550.0	515.1	499.8	520.2	559.7	579.2	582.5	586.2	592.7
30°	612.7	608.5	590.4	550.0	525.3	539.7	587.6	612.2	615.9	620.6	629.4
32.5°	707.4	709.3	676.3	633.6	590.4	584.3	630.8	661.0	666.5	672.6	684.7
35°	861.6	854.2	842.1	798.5	750.6	703.2	714.9	747.4	753.4	755.3	760.4
37.5°	960.1	964.3	974.0	974.0	938.3	918.3	885.3	869.5	870.9	872.8	868.6
40°	1014.9	1023.7	1057.2	1102.2	1134.7	1152.9	1147.3	1073.4	1064.6	1053.0	1015.8
42.5°	1054.4	1063.2	1120.4	1206.7	1287.6	1351.7	1387.0	1328.9	1322.4	1294.5	1249.9
45°	1078.5	1085.5	1154.3	1276.9	1399.0	1508.2	1604.8	1584.4	1582.5	1558.8	1500.3
47.5°	1073.9	1079.9	1151.5	1299.2	1459.4	1607.6	1757.2	1794.3	1796.2	1790.1	1754.4
50°	1005.2	1019.6	1090.6	1249.9	1426.0	1646.2	1855.6	1952.7	1955.5	1961.1	1947.1
52.5°	943.8	955.0	1018.6	1161.2	1330.3	1608.1	1914.6	2068.8	2092.5	2106.0	2132.0
55°	918.8	925.3	974.0	1095.3	1251.3	1506.3	1934.6	2152.9	2195.2	2220.7	2280.2
57.5°	914.1	919.2	956.9	1049.3	1198.8	1401.4	1928.1	2265.8	2332.7	2381.0	2496.2
60°	945.2	949.9	976.4	1053.9	1162.6	1324.7	1868.6	2414.4	2508.2	2638.3	2824.1
62.5°	968.5	970.8	1003.3	1112.0	1202.6	1249.9	1717.2	2518.5	2685.2	2850.6	3126.9
64°	934.6	929.9	962.0	1081.8	1264.3	1217.9	1576.9	2513.4	2708.9	2892.4	3191.5
65°	884.9	888.1	916.9	1022.8	1253.7	1216.5	1485.0	2457.6	2660.6	2855.2	3161.3
67.5°	687.4	700.0	707.9	805.0	1027.0	1256.0	1243.4	2102.7	2306.7	2492.5	2854.3
70°	369.7	368.3	386.0	462.6	714.4	1066.0	1066.9	1482.2	1707.9	1938.8	2298.8
72.5°	136.1	143.1	157.0	211.3	371.1	769.2	977.8	1027.9	1128.7	1312.2	1698.2
75°	78.0	79.0	81.8	99.4	178.8	424.5	908.5	909.5	916.9	947.1	1157.0
77.5°	60.8	59.0	60.4	64.6	97.5	223.4	728.8	864.0	863.0	858.4	889.0
80°	45.5	47.4	50.2	50.2	60.4	119.8	414.3	768.7	794.7	814.3	825.4
82.5°	36.7	38.1	45.1	45.1	44.1	67.8	195.6	569.5	651.2	704.2	786.4
85°	23.7	25.1	38.1	37.6	35.8	39.9	102.2	190.9	205.8	250.8	356.7
87.5°	6.5	7.9	17.7	15.3	18.6	14.9	38.1	58.1	71.5	80.8	101.7
90°	0.0	0.0	0.0	0.0	0.0	0.0	0.0	0.0	0.0	0.0	0.0



REPORT NUMBER: P140953

CATALOG NUMBER: EMM-F02-LED-E1-SL2-8030

**CANDELA DISTRIBUTION (continued):**

	65°	66°	67°	68°	69°	70°	71°	72°	73°	74°	75°
0°	419.4	419.4	419.4	419.4	419.4	419.4	419.4	419.4	419.4	419.4	419.4
2.5°	421.3	421.3	421.3	421.8	421.8	421.8	421.8	421.8	422.2	421.3	421.3
5°	429.7	429.2	429.7	429.7	431.0	430.6	431.0	431.0	430.6	431.5	431.5
7.5°	443.1	442.2	443.1	443.6	444.1	445.9	445.9	446.8	447.3	447.8	446.8
10°	459.4	460.8	461.2	461.2	463.6	464.5	464.5	465.9	467.3	468.2	467.7
12.5°	479.4	480.3	480.7	483.5	484.0	485.4	487.7	489.1	489.1	491.4	492.8
15°	501.6	502.6	505.4	506.3	508.2	510.5	511.9	513.3	513.3	517.4	518.8
17.5°	520.7	522.6	524.4	525.8	529.1	531.4	533.7	535.1	537.4	539.3	542.5
20°	537.0	539.3	541.6	544.4	546.7	549.0	551.8	553.7	556.5	559.2	562.5
22.5°	552.7	555.5	558.3	560.6	563.9	566.2	568.5	571.8	573.6	576.4	580.1
25°	569.9	574.6	577.4	580.6	583.9	587.1	589.9	592.7	595.5	599.2	602.9
27.5°	597.3	599.7	603.4	605.2	610.8	614.5	618.2	618.7	622.4	629.4	630.3
30°	633.1	637.3	639.6	646.1	647.0	648.4	654.5	658.6	663.3	668.9	671.2
32.5°	687.0	690.7	693.9	695.8	700.9	709.3	710.2	713.9	721.8	723.2	731.6
35°	765.9	766.9	772.0	774.8	781.3	785.9	788.2	791.5	795.7	805.4	807.7
37.5°	860.7	868.6	862.1	855.6	867.2	865.8	868.6	864.9	876.0	876.5	880.7
40°	1007.9	1004.7	990.8	975.9	968.9	964.7	956.4	954.5	960.6	957.8	959.2
42.5°	1224.9	1194.2	1170.5	1152.9	1131.0	1107.3	1093.9	1073.4	1073.4	1067.4	1073.0
45°	1479.9	1445.5	1401.4	1359.6	1332.6	1301.5	1269.5	1248.1	1226.3	1210.0	1224.4
47.5°	1731.2	1707.9	1658.7	1620.1	1566.3	1519.8	1469.2	1425.1	1399.0	1380.0	1382.8
50°	1949.5	1928.1	1902.6	1850.5	1809.7	1762.3	1708.9	1650.8	1594.6	1571.8	1552.3
52.5°	2133.4	2126.0	2104.1	2080.0	2046.5	1995.9	1962.0	1906.7	1840.3	1792.5	1772.0
55°	2296.0	2309.0	2320.6	2315.5	2303.4	2296.9	2255.1	2217.5	2172.4	2158.5	2116.2
57.5°	2551.9	2589.5	2634.1	2658.7	2682.9	2738.2	2751.6	2737.2	2742.8	2739.1	2716.8
60°	2914.2	3005.3	3083.3	3145.5	3212.0	3276.5	3352.7	3402.9	3423.8	3504.6	3503.2
62.5°	3225.0	3346.2	3446.1	3520.8	3598.4	3656.9	3706.2	3756.3	3817.6	3876.2	3950.0
64°	3309.5	3404.7	3486.0	3552.9	3608.6	3656.5	3694.1	3740.1	3790.7	3866.4	3948.2
65°	3265.8	3373.1	3432.1	3492.5	3542.7	3579.8	3618.4	3660.2	3724.3	3784.2	3871.5
67.5°	2969.0	3050.3	3135.8	3192.0	3240.3	3262.1	3298.3	3333.2	3368.9	3429.3	3538.5
70°	2503.6	2594.6	2717.7	2770.7	2820.8	2828.7	2862.7	2888.7	2912.4	2992.7	3046.6
72.5°	1878.4	2054.9	2175.7	2268.6	2278.8	2318.3	2332.2	2342.9	2369.8	2384.7	2401.0
75°	1294.5	1453.4	1556.0	1591.3	1634.5	1613.6	1589.5	1504.5	1504.9	1433.0	1351.2
77.5°	910.9	935.5	936.4	936.9	879.7	846.3	808.2	759.4	740.4	702.3	650.3
80°	825.9	823.1	805.9	785.0	753.9	709.3	663.3	631.2	606.2	577.8	540.7
82.5°	797.1	803.6	791.0	773.4	755.3	711.1	658.2	608.0	566.7	521.6	476.1
85°	388.3	399.5	435.7	459.4	465.0	437.5	399.9	354.4	310.7	261.5	238.7
87.5°	116.6	124.9	127.7	135.6	145.4	132.4	116.6	104.5	84.1	72.9	57.1
90°	0.0	0.0	0.0	0.0	0.0	0.0	0.0	0.0	0.0	0.0	0.0





REPORT NUMBER: P140953

CATALOG NUMBER: EMM-F02-LED-E1-SL2-8030

**CANDELA DISTRIBUTION (continued):**

	76°	77°	78°	79°	80°	81°	82°	83°	84°	85°	86°
0°	419.4	419.4	419.4	419.4	419.4	419.4	419.4	419.4	419.4	419.4	419.4
2.5°	421.3	421.8	421.8	421.3	421.8	421.8	422.2	421.8	421.8	421.8	421.3
5°	430.6	432.4	432.0	432.0	432.9	432.9	432.4	433.4	432.9	432.9	432.4
7.5°	448.2	448.2	449.6	450.1	449.2	449.2	450.1	450.6	451.5	451.9	451.9
10°	468.7	471.0	471.0	471.5	471.9	473.3	473.8	473.8	474.7	474.7	475.6
12.5°	493.8	494.7	495.6	497.9	498.4	498.4	500.7	500.3	500.3	502.6	503.0
15°	520.7	522.1	524.4	525.3	526.3	528.6	530.0	531.4	530.9	534.2	535.1
17.5°	544.4	545.8	548.6	550.9	552.3	553.7	554.6	556.5	559.2	561.6	562.0
20°	563.4	565.3	568.5	571.3	573.6	575.0	578.8	580.6	581.5	583.4	585.7
22.5°	582.0	585.3	588.5	589.4	594.5	595.9	598.7	601.5	603.4	607.6	608.9
25°	605.2	608.0	612.2	615.0	618.2	621.0	623.8	626.1	630.3	634.0	635.9
27.5°	635.9	638.2	641.5	646.6	649.4	651.2	656.3	661.0	662.8	666.5	669.8
30°	676.3	678.6	683.3	688.4	690.7	696.7	700.5	703.7	707.4	712.5	717.2
32.5°	735.3	738.1	742.3	748.8	748.8	752.9	760.8	767.8	770.6	776.6	779.9
35°	812.9	813.3	818.0	827.7	830.5	829.6	837.0	843.5	845.4	854.7	860.7
37.5°	888.1	889.5	895.1	898.8	903.9	907.6	912.7	922.5	922.5	935.9	941.5
40°	966.1	973.1	974.0	975.0	983.3	998.2	1003.3	1013.1	1021.9	1034.9	1040.9
42.5°	1079.5	1086.9	1095.7	1106.0	1118.5	1126.9	1136.6	1150.5	1154.3	1170.5	1174.7
45°	1234.6	1243.4	1267.1	1269.5	1291.7	1302.9	1319.2	1337.7	1342.4	1353.1	1347.5
47.5°	1389.3	1399.5	1425.5	1452.5	1472.9	1492.4	1497.1	1504.9	1511.9	1505.4	1507.3
50°	1560.7	1575.6	1600.2	1623.9	1639.2	1661.5	1661.5	1663.3	1656.8	1646.2	1629.0
52.5°	1761.3	1763.7	1779.5	1798.0	1812.0	1816.6	1816.6	1805.9	1790.1	1773.0	1739.5
55°	2096.2	2070.7	2075.3	2075.3	2065.1	2056.8	2050.3	2024.2	1993.1	1962.0	1931.4
57.5°	2699.6	2723.8	2651.8	2632.3	2633.2	2569.6	2543.5	2499.0	2465.5	2409.8	2362.9
60°	3560.3	3543.6	3519.9	3497.6	3499.5	3415.4	3356.4	3290.0	3231.9	3109.3	3057.3
62.5°	4016.0	4075.4	4109.3	4092.2	4052.7	4000.2	3903.6	3802.8	3700.6	3596.5	3503.2
64°	4032.7	4111.2	4178.1	4206.0	4187.4	4121.0	4022.5	3897.1	3775.4	3652.8	3539.9
65°	3951.9	4051.3	4137.7	4176.7	4177.6	4119.1	4020.6	3894.3	3764.2	3622.1	3504.6
67.5°	3616.5	3730.8	3815.8	3881.3	3937.5	3907.8	3839.5	3705.2	3582.1	3421.0	3292.3
70°	3113.5	3184.1	3279.8	3375.5	3420.5	3427.5	3401.9	3334.1	3190.1	3059.1	2893.3
72.5°	2399.6	2509.2	2453.0	2512.0	2549.6	2512.9	2517.5	2401.9	2355.4	2240.2	2123.6
75°	1270.8	1274.6	1250.4	1074.8	1053.0	972.6	1061.8	902.5	848.2	798.0	733.4
77.5°	589.4	513.3	442.2	369.3	301.9	264.3	206.2	181.6	163.5	144.0	148.2
80°	492.8	434.3	372.1	308.4	259.2	209.5	168.1	130.5	104.5	87.8	79.9
82.5°	436.2	384.6	341.4	302.4	267.1	218.3	179.3	138.4	106.4	80.4	62.2
85°	196.9	154.2	140.3	110.5	93.8	79.9	63.6	52.5	43.2	36.7	28.8
87.5°	46.0	31.6	26.9	25.5	22.3	20.9	17.7	18.6	15.3	12.1	12.5
90°	0.0	0.0	0.0	0.0	0.0	0.0	0.0	0.0	0.0	0.0	0.0



REPORT NUMBER: P140953

CATALOG NUMBER: EMM-F02-LED-E1-SL2-8030

**CANDELA DISTRIBUTION (continued):**

	87°	88°	89°	90°	95°	105°	115°	125°	135°	145°	155°
0°	419.4	419.4	419.4	419.4	419.4	419.4	419.4	419.4	419.4	419.4	419.4
2.5°	421.3	421.3	421.8	421.8	422.2	423.2	424.5	423.2	423.2	423.2	423.6
5°	433.4	433.8	433.4	433.4	434.3	435.7	436.2	433.4	432.0	430.6	428.7
7.5°	451.0	452.9	452.4	452.4	453.3	453.3	452.4	448.2	444.1	437.5	432.0
10°	475.6	476.6	476.6	476.6	478.0	478.9	474.7	465.4	454.3	442.7	432.4
12.5°	504.9	504.4	505.8	507.2	506.3	506.3	498.4	484.0	465.9	446.8	429.2
15°	535.6	536.0	536.0	538.3	538.8	537.0	524.4	502.1	474.2	445.4	417.1
17.5°	564.4	565.3	565.7	567.6	569.9	564.8	546.7	516.5	475.6	432.4	394.4
20°	588.5	589.9	591.3	592.7	595.0	591.3	567.1	523.5	468.2	411.5	367.9
22.5°	610.3	612.7	613.6	615.9	619.6	615.0	585.7	523.5	451.5	388.8	338.1
25°	636.8	639.6	644.2	645.2	651.7	646.6	600.6	519.8	432.4	360.0	306.1
27.5°	671.7	674.4	678.6	680.9	688.8	681.9	611.7	510.0	408.8	328.9	275.0
30°	717.6	720.4	725.5	727.9	742.3	719.0	619.2	495.1	381.3	292.6	239.2
32.5°	781.7	789.2	788.7	794.7	807.7	760.4	622.4	474.2	347.0	255.9	205.8
35°	865.8	870.9	875.6	883.9	890.0	804.5	620.1	446.8	304.2	217.8	176.5
37.5°	946.6	955.5	958.7	964.3	962.9	834.2	610.8	404.1	257.8	183.9	156.5
40°	1047.4	1052.5	1062.8	1067.9	1043.2	862.6	589.0	347.0	211.3	161.6	143.5
42.5°	1181.7	1188.2	1183.1	1181.7	1134.3	878.4	547.2	289.8	177.0	145.4	132.8
45°	1344.7	1347.5	1332.2	1321.9	1239.3	877.0	486.3	236.0	153.3	133.3	123.6
47.5°	1491.9	1486.4	1466.4	1451.1	1330.3	844.4	410.1	194.6	140.7	123.6	116.1
50°	1613.6	1589.0	1567.7	1548.1	1403.2	794.7	337.2	164.0	128.7	115.7	108.7
52.5°	1723.7	1690.3	1665.2	1632.2	1469.6	729.2	279.2	143.1	116.6	107.8	100.8
55°	1886.8	1847.7	1815.7	1783.2	1587.2	678.2	241.5	127.3	104.5	99.4	92.9
57.5°	2354.5	2250.0	2221.7	2192.4	1902.1	667.0	219.7	114.7	95.2	91.5	87.3
60°	2994.1	2926.3	2880.8	2809.2	2425.1	702.8	203.4	105.4	88.7	86.4	82.7
62.5°	3411.2	3329.5	3254.2	3181.3	2732.1	701.8	183.5	99.4	85.0	84.5	79.0
64°	3437.7	3346.2	3262.1	3183.6	2741.9	655.9	165.4	95.2	85.0	85.0	76.6
65°	3394.0	3302.1	3215.2	3133.5	2686.1	620.6	153.3	93.4	86.4	85.9	75.2
67.5°	3171.5	3079.1	2981.6	2893.8	2450.2	486.3	121.2	90.1	93.8	90.6	73.9
70°	2778.1	2673.1	2599.8	2536.6	2103.2	339.5	96.1	92.0	102.7	96.1	77.6
72.5°	2013.6	1928.1	1927.2	1855.6	1592.3	215.5	77.6	91.5	102.2	95.2	80.4
75°	782.2	670.7	667.0	692.1	677.2	116.6	66.9	80.8	83.6	79.4	71.1
77.5°	133.8	131.5	130.1	137.0	151.0	64.6	61.3	68.7	62.2	56.2	59.0
80°	74.3	71.1	70.1	70.1	66.0	53.0	54.3	54.8	45.1	41.8	48.8
82.5°	51.6	47.8	46.0	44.6	43.2	47.4	48.3	43.2	32.5	32.0	45.5
85°	25.1	23.7	23.2	23.2	26.5	44.6	39.9	33.4	21.8	21.8	49.2
87.5°	10.7	10.7	9.3	9.3	14.4	28.3	18.1	13.9	8.8	10.2	20.0
90°	0.0	0.0	0.0	0.0	0.0	0.0	0.0	0.0	0.0	0.0	0.0

REPORT NUMBER: P140953

CATALOG NUMBER: EMM-F02-LED-E1-SL2-8030

**CANDELA DISTRIBUTION (continued):**

	165°	175°	180°
0°	419.4	419.4	419.4
2.5°	423.2	424.1	423.6
5°	426.4	426.4	425.5
7.5°	425.9	424.1	423.2
10°	423.2	418.0	417.6
12.5°	415.7	407.4	405.0
15°	394.4	383.2	380.4
17.5°	367.4	354.4	350.7
20°	336.8	321.9	316.8
22.5°	307.0	289.8	284.7
25°	274.5	257.3	254.5
27.5°	238.7	222.5	218.3
30°	205.8	191.8	188.6
32.5°	176.0	166.3	166.3
35°	156.5	148.2	148.2
37.5°	141.2	137.5	137.0
40°	131.0	127.7	127.3
42.5°	123.1	119.4	118.9
45°	114.7	111.0	111.0
47.5°	106.8	102.7	103.1
50°	98.9	95.7	95.7
52.5°	92.4	89.2	88.7
55°	86.4	83.1	82.7
57.5°	80.8	77.1	76.6
60°	75.2	71.5	70.6
62.5°	70.6	66.4	65.5
64°	67.8	63.6	62.7
65°	66.4	61.8	61.3
67.5°	65.0	59.0	58.5
70°	70.1	58.1	55.7
72.5°	70.6	56.7	53.9
75°	66.9	53.9	51.6
77.5°	59.0	49.2	46.4
80°	56.7	38.6	33.9
82.5°	52.0	31.6	26.5
85°	42.7	20.4	19.0
87.5°	24.6	13.5	9.8
90°	0.0	0.0	0.0

(END OF REPORT)